



# AEROPORT INTERNATIONAL DE BASTIA-PORETTA



## TRAFIC PASSAGERS (TRANSITS A L'ARRIVEE)

octobre 2008

|               | TRAFIC REGULIER |               |               | TRAFIC NON REGULIER |              |                | TOTAL TRAFIC COMMERCIAL |               |               |
|---------------|-----------------|---------------|---------------|---------------------|--------------|----------------|-------------------------|---------------|---------------|
|               | 2008            | 2007          | Variation     | 2008                | 2007         | Variation      | 2008                    | 2007          | Variation     |
| National      | 57 544          | 57 333        | 0,37 %        | 2 928               | 2 301        | 27,25 %        | 60 472                  | 59 634        | 1,41 %        |
| International | 0               | 0             |               | 10                  | 47           | -78,72 %       | 10                      | 47            | -78,72 %      |
| Européen      | 3 867           | 2 289         | 68,94 %       | 2 889               | 2 109        | 36,98 %        | 6 756                   | 4 398         | 53,62 %       |
| <b>Total</b>  | <b>61 411</b>   | <b>59 622</b> | <b>3,00 %</b> | <b>5 827</b>        | <b>4 457</b> | <b>30,74 %</b> | <b>67 238</b>           | <b>64 079</b> | <b>4,93 %</b> |

Cumul

|               | 2008           | 2007           | Variation     | 2008          | 2007          | Variation      | 2008           | 2007           | Variation     |
|---------------|----------------|----------------|---------------|---------------|---------------|----------------|----------------|----------------|---------------|
|               | National       | 685 714        | 653 934       | 4,86 %        | 29 706        | 15 077         | 97,03 %        | 715 420        | 669 011       |
| International | 0              | 0              |               | 5 266         | 3 429         | 53,57 %        | 5 266          | 3 429          | 53,57 %       |
| Européen      | 48 154         | 31 269         | 54,00 %       | 59 591        | 53 774        | 10,82 %        | 107 745        | 85 043         | 26,69 %       |
| <b>Total</b>  | <b>733 868</b> | <b>685 203</b> | <b>7,10 %</b> | <b>94 563</b> | <b>72 280</b> | <b>30,83 %</b> | <b>828 431</b> | <b>757 483</b> | <b>9,37 %</b> |

### Principales Villes Desservies (Trafic régulier)

octobre 2008

|            | 2008   | 2007   | Variation % |
|------------|--------|--------|-------------|
| Paris Orly | 25 461 | 25 824 | -1,41 %     |
| Marseille  | 21 118 | 21 160 | -0,20 %     |
| Nice       | 9 238  | 8 810  | 4,86 %      |
| Cologne    | 1 599  | 1 761  | -9,20 %     |

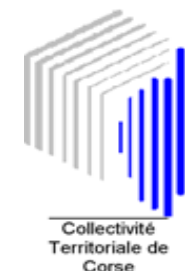
### Principales Villes Desservies

Cumul

|            | 2008    | 2007    | Variation |
|------------|---------|---------|-----------|
| Paris Orly | 330 053 | 315 299 | 4,68 %    |
| Marseille  | 219 129 | 218 178 | 0,44 %    |
| Nice       | 92 644  | 88 942  | 4,16 %    |
| Lyon       | 24 820  | 23 171  | 7,12 %    |



# AEROPORT INTERNATIONAL DE BASTIA-PORETTA



## Etat comparatif du trafic commercial passagers (Transits à l'arrivée)

Du 01/01/2007 au 31/10/2007 et du 01/01/2008 au 31/10/2008

|                |   | NAT            | NAT            | NAT          | INTER        | INTER        | INTER         | EURO           | EURO          | EURO          | TRAFIC         | COMM           | ERCIAL       | TOTAL GENERAL  |                |              |
|----------------|---|----------------|----------------|--------------|--------------|--------------|---------------|----------------|---------------|---------------|----------------|----------------|--------------|----------------|----------------|--------------|
|                |   | 2008           | 2007           | %            | 2008         | 2007         | %             | 2008           | 2007          | %             | 2008           | 2007           | %            | 2008           | 2007           | %            |
| Janvier        | A | 23 109         | 22 971         | 0,60         |              |              |               |                |               |               | 23 109         | 22 971         | 0,60         | 23 450         | 23 546         | -0,41        |
|                | D | 24 635         | 24 871         | -0,95        |              |              |               | 4              |               |               | 24 639         | 24 871         | -0,93        | 25 071         | 25 719         | -2,52        |
| <b>TOTAL</b>   |   | <b>47 744</b>  | <b>47 842</b>  | <b>-0,20</b> |              |              |               | <b>4</b>       |               |               | <b>47 748</b>  | <b>47 842</b>  | <b>-0,20</b> | <b>48 521</b>  | <b>49 265</b>  | <b>-1,51</b> |
| Février        | A | 25 031         | 22 542         | 11,04        | 1            | 183          | -99,45        | 4              |               |               | 25 036         | 22 725         | 10,17        | 25 396         | 23 349         | 8,77         |
|                | D | 24 113         | 22 575         | 6,81         |              | 29           | -100,00       |                |               |               | 24 113         | 22 604         | 6,68         | 24 473         | 23 228         | 5,36         |
| <b>TOTAL</b>   |   | <b>49 144</b>  | <b>45 117</b>  | <b>8,93</b>  | <b>1</b>     | <b>212</b>   | <b>-99,53</b> | <b>4</b>       |               |               | <b>49 149</b>  | <b>45 329</b>  | <b>8,43</b>  | <b>49 869</b>  | <b>46 577</b>  | <b>7,07</b>  |
| Mars           | A | 26 815         | 26 955         | -0,52        | 366          |              |               | 64             | 298           | -78,52        | 27 245         | 27 253         | -0,03        | 27 878         | 27 865         | 0,05         |
|                | D | 26 711         | 25 578         | 4,43         | 10           |              |               | 24             | 64            | -62,50        | 26 745         | 25 642         | 4,30         | 27 703         | 26 254         | 5,52         |
| <b>TOTAL</b>   |   | <b>53 526</b>  | <b>52 533</b>  | <b>1,89</b>  | <b>376</b>   |              |               | <b>88</b>      | <b>362</b>    | <b>-75,69</b> | <b>53 990</b>  | <b>52 895</b>  | <b>2,07</b>  | <b>55 581</b>  | <b>54 119</b>  | <b>2,70</b>  |
| Avril          | A | 35 566         | 33 352         | 6,64         | 517          |              |               | 1 903          | 2 067         | -7,93         | 37 986         | 35 419         | 7,25         | 38 568         | 35 922         | 7,37         |
|                | D | 30 125         | 30 752         | -2,04        | 6            |              |               | 949            | 1 516         | -37,40        | 31 080         | 32 268         | -3,68        | 32 259         | 32 771         | -1,56        |
| <b>TOTAL</b>   |   | <b>65 691</b>  | <b>64 104</b>  | <b>2,48</b>  | <b>523</b>   |              |               | <b>2 852</b>   | <b>3 583</b>  | <b>-20,40</b> | <b>69 066</b>  | <b>67 687</b>  | <b>2,04</b>  | <b>70 827</b>  | <b>68 693</b>  | <b>3,11</b>  |
| Mai            | A | 38 837         | 34 247         | 13,40        | 707          | 209          | 238,28        | 8 356          | 6 622         | 26,19         | 47 900         | 41 078         | 16,61        | 48 467         | 41 660         | 16,34        |
|                | D | 40 051         | 33 200         | 20,64        | 498          | 96           | 418,75        | 6 442          | 4 376         | 47,21         | 46 991         | 37 672         | 24,74        | 47 558         | 38 254         | 24,32        |
| <b>TOTAL</b>   |   | <b>78 888</b>  | <b>67 447</b>  | <b>16,96</b> | <b>1 205</b> | <b>305</b>   | <b>295,08</b> | <b>14 798</b>  | <b>10 998</b> | <b>34,55</b>  | <b>94 891</b>  | <b>78 750</b>  | <b>20,50</b> | <b>96 025</b>  | <b>79 914</b>  | <b>20,16</b> |
| Juin           | A | 40 599         | 37 757         | 7,53         | 575          | 695          | -17,27        | 10 152         | 8 270         | 22,76         | 51 326         | 46 722         | 9,85         | 51 850         | 47 691         | 8,72         |
|                | D | 37 060         | 33 807         | 9,62         | 405          | 572          | -29,20        | 9 369          | 7 673         | 22,10         | 46 834         | 42 052         | 11,37        | 47 358         | 43 011         | 10,11        |
| <b>TOTAL</b>   |   | <b>77 659</b>  | <b>71 564</b>  | <b>8,52</b>  | <b>980</b>   | <b>1 267</b> | <b>-22,65</b> | <b>19 521</b>  | <b>15 943</b> | <b>22,44</b>  | <b>98 160</b>  | <b>88 774</b>  | <b>10,57</b> | <b>99 208</b>  | <b>90 702</b>  | <b>9,38</b>  |
| Juillet        | A | 54 237         | 51 261         | 5,81         | 515          | 530          | -2,83         | 11 579         | 9 502         | 21,86         | 66 331         | 61 293         | 8,22         | 67 549         | 62 353         | 8,33         |
|                | D | 42 612         | 39 855         | 6,92         | 578          | 571          | 1,23          | 10 319         | 8 848         | 16,63         | 53 509         | 49 274         | 8,59         | 54 727         | 50 334         | 8,73         |
| <b>TOTAL</b>   |   | <b>96 849</b>  | <b>91 116</b>  | <b>6,29</b>  | <b>1 093</b> | <b>1 101</b> | <b>-0,73</b>  | <b>21 898</b>  | <b>18 350</b> | <b>19,34</b>  | <b>119 840</b> | <b>110 567</b> | <b>8,39</b>  | <b>122 276</b> | <b>112 687</b> | <b>8,51</b>  |
| Août           | A | 50 183         | 42 605         | 17,79        | 608          | 149          | 308,05        | 11 880         | 7 248         | 63,91         | 62 671         | 50 002         | 25,34        | 64 099         | 51 352         | 24,82        |
|                | D | 60 716         | 52 132         | 16,47        | 451          | 303          | 48,84         | 12 480         | 8 099         | 54,09         | 73 647         | 60 534         | 21,66        | 75 101         | 61 973         | 21,18        |
| <b>TOTAL</b>   |   | <b>110 899</b> | <b>94 737</b>  | <b>17,06</b> | <b>1 059</b> | <b>452</b>   | <b>134,29</b> | <b>24 360</b>  | <b>15 347</b> | <b>58,73</b>  | <b>136 318</b> | <b>110 536</b> | <b>23,32</b> | <b>139 200</b> | <b>113 325</b> | <b>22,83</b> |
| Septembre      | A | 34 772         | 34 639         | 0,38         |              | 18           | -100,00       | 8 042          | 7 622         | 5,51          | 42 814         | 42 279         | 1,27         | 44 199         | 42 864         | 3,11         |
|                | D | 39 776         | 40 278         | -1,25        | 19           | 27           | -29,63        | 9 422          | 8 440         | 11,64         | 49 217         | 48 745         | 0,97         | 50 602         | 49 330         | 2,58         |
| <b>TOTAL</b>   |   | <b>74 548</b>  | <b>74 917</b>  | <b>-0,49</b> | <b>19</b>    | <b>45</b>    | <b>-57,78</b> | <b>17 464</b>  | <b>16 062</b> | <b>8,73</b>   | <b>92 031</b>  | <b>91 024</b>  | <b>1,11</b>  | <b>94 801</b>  | <b>92 194</b>  | <b>2,83</b>  |
| Octobre        | A | 29 814         | 29 957         | -0,48        | 5            | 47           | -89,36        | 2 548          | 1 672         | 52,39         | 32 367         | 31 676         | 2,18         | 32 367         | 32 131         | 0,73         |
|                | D | 30 658         | 29 677         | 3,31         | 5            |              |               | 4 208          | 2 726         | 54,37         | 34 871         | 32 403         | 7,62         | 34 871         | 32 728         | 6,55         |
| <b>TOTAL</b>   |   | <b>60 472</b>  | <b>59 634</b>  | <b>1,41</b>  | <b>10</b>    | <b>47</b>    | <b>-78,72</b> | <b>6 756</b>   | <b>4 398</b>  | <b>53,62</b>  | <b>67 238</b>  | <b>64 079</b>  | <b>4,93</b>  | <b>67 238</b>  | <b>64 859</b>  | <b>3,67</b>  |
| <b>ARRIVÉE</b> |   | <b>358 963</b> | <b>336 286</b> | <b>6,74</b>  | <b>3 294</b> | <b>1 831</b> | <b>79,90</b>  | <b>54 528</b>  | <b>43 301</b> | <b>25,93</b>  | <b>416 785</b> | <b>381 418</b> | <b>9,27</b>  | <b>423 823</b> | <b>388 733</b> | <b>9,03</b>  |
| <b>DÉPART</b>  |   | <b>356 457</b> | <b>332 725</b> | <b>7,13</b>  | <b>1 972</b> | <b>1 598</b> | <b>23,40</b>  | <b>53 217</b>  | <b>41 742</b> | <b>27,49</b>  | <b>411 646</b> | <b>376 065</b> | <b>9,46</b>  | <b>419 723</b> | <b>383 602</b> | <b>9,42</b>  |
| <b>TOTAL</b>   |   | <b>715 420</b> | <b>669 011</b> | <b>6,94</b>  | <b>5 266</b> | <b>3 429</b> | <b>53,57</b>  | <b>107 745</b> | <b>85 043</b> | <b>26,69</b>  | <b>828 431</b> | <b>757 483</b> | <b>9,37</b>  | <b>843 546</b> | <b>772 335</b> | <b>9,22</b>  |



# AÉROPORT INTERNATIONAL DE BASTIA-PORETTA



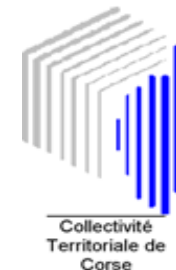
## Etat comparatif du trafic commercial passagers (Transits à l'arrivée)

Du 01/01/2007 au 31/10/2007 et du 01/01/2008 au 31/10/2008

|                |   | NAT            | NAT            | NAT           | INTER        | INTER        | INTER        | EURO           | EURO          | EURO          | TRAFFIC        | COMM           | ERCIAL        | TOTAL GENERAL  |                |               |
|----------------|---|----------------|----------------|---------------|--------------|--------------|--------------|----------------|---------------|---------------|----------------|----------------|---------------|----------------|----------------|---------------|
|                |   | 2008           | 2007           | Différence    | 2008         | 2007         | Différence   | 2008           | 2007          | Différence    | 2008           | 2007           | Différence    | 2008           | 2007           | Différence    |
| Janvier        | A | 23 109         | 22 971         | 138           |              |              |              |                |               |               | 23 109         | 22 971         | 138           | 23 450         | 23 546         | -96           |
|                | D | 24 635         | 24 871         | -236          |              |              |              | 4              |               | 4             | 24 639         | 24 871         | -232          | 25 071         | 25 719         | -648          |
| <b>TOTAL</b>   |   | <b>47 744</b>  | <b>47 842</b>  | <b>-98</b>    |              |              |              | <b>4</b>       |               | <b>4</b>      | <b>47 748</b>  | <b>47 842</b>  | <b>-94</b>    | <b>48 521</b>  | <b>49 265</b>  | <b>-744</b>   |
| Février        | A | 25 031         | 22 542         | 2 489         | 1            | 183          | -182         | 4              |               | 4             | 25 036         | 22 725         | 2 311         | 25 396         | 23 349         | 2 047         |
|                | D | 24 113         | 22 575         | 1 538         |              | 29           | -29          |                |               |               | 24 113         | 22 604         | 1 509         | 24 473         | 23 228         | 1 245         |
| <b>TOTAL</b>   |   | <b>49 144</b>  | <b>45 117</b>  | <b>4 027</b>  | <b>1</b>     | <b>212</b>   | <b>-211</b>  | <b>4</b>       |               | <b>4</b>      | <b>49 149</b>  | <b>45 329</b>  | <b>3 820</b>  | <b>49 869</b>  | <b>46 577</b>  | <b>3 292</b>  |
| Mars           | A | 26 815         | 26 955         | -140          | 366          |              | 366          | 64             | 298           | -234          | 27 245         | 27 253         | -8            | 27 878         | 27 865         | 13            |
|                | D | 26 711         | 25 578         | 1 133         | 10           |              | 10           | 24             | 64            | -40           | 26 745         | 25 642         | 1 103         | 27 703         | 26 254         | 1 449         |
| <b>TOTAL</b>   |   | <b>53 526</b>  | <b>52 533</b>  | <b>993</b>    | <b>376</b>   |              | <b>376</b>   | <b>88</b>      | <b>362</b>    | <b>-274</b>   | <b>53 990</b>  | <b>52 895</b>  | <b>1 095</b>  | <b>55 581</b>  | <b>54 119</b>  | <b>1 462</b>  |
| Avril          | A | 35 566         | 33 352         | 2 214         | 517          |              | 517          | 1 903          | 2 067         | -164          | 37 986         | 35 419         | 2 567         | 38 568         | 35 922         | 2 646         |
|                | D | 30 125         | 30 752         | -627          | 6            |              | 6            | 949            | 1 516         | -567          | 31 080         | 32 268         | -1 188        | 32 259         | 32 771         | -512          |
| <b>TOTAL</b>   |   | <b>65 691</b>  | <b>64 104</b>  | <b>1 587</b>  | <b>523</b>   |              | <b>523</b>   | <b>2 852</b>   | <b>3 583</b>  | <b>-731</b>   | <b>69 066</b>  | <b>67 687</b>  | <b>1 379</b>  | <b>70 827</b>  | <b>68 693</b>  | <b>2 134</b>  |
| Mai            | A | 38 837         | 34 247         | 4 590         | 707          | 209          | 498          | 8 356          | 6 622         | 1 734         | 47 900         | 41 078         | 6 822         | 48 467         | 41 660         | 6 807         |
|                | D | 40 051         | 33 200         | 6 851         | 498          | 96           | 402          | 6 442          | 4 376         | 2 066         | 46 991         | 37 672         | 9 319         | 47 558         | 38 254         | 9 304         |
| <b>TOTAL</b>   |   | <b>78 888</b>  | <b>67 447</b>  | <b>11 441</b> | <b>1 205</b> | <b>305</b>   | <b>900</b>   | <b>14 798</b>  | <b>10 998</b> | <b>3 800</b>  | <b>94 891</b>  | <b>78 750</b>  | <b>16 141</b> | <b>96 025</b>  | <b>79 914</b>  | <b>16 111</b> |
| Juin           | A | 40 599         | 37 757         | 2 842         | 575          | 695          | -120         | 10 152         | 8 270         | 1 882         | 51 326         | 46 722         | 4 604         | 51 850         | 47 691         | 4 159         |
|                | D | 37 060         | 33 807         | 3 253         | 405          | 572          | -167         | 9 369          | 7 673         | 1 696         | 46 834         | 42 052         | 4 782         | 47 358         | 43 011         | 4 347         |
| <b>TOTAL</b>   |   | <b>77 659</b>  | <b>71 564</b>  | <b>6 095</b>  | <b>980</b>   | <b>1 267</b> | <b>-287</b>  | <b>19 521</b>  | <b>15 943</b> | <b>3 578</b>  | <b>98 160</b>  | <b>88 774</b>  | <b>9 386</b>  | <b>99 208</b>  | <b>90 702</b>  | <b>8 506</b>  |
| Juillet        | A | 54 237         | 51 261         | 2 976         | 515          | 530          | -15          | 11 579         | 9 502         | 2 077         | 66 331         | 61 293         | 5 038         | 67 549         | 62 353         | 5 196         |
|                | D | 42 612         | 39 855         | 2 757         | 578          | 571          | 7            | 10 319         | 8 848         | 1 471         | 53 509         | 49 274         | 4 235         | 54 727         | 50 334         | 4 393         |
| <b>TOTAL</b>   |   | <b>96 849</b>  | <b>91 116</b>  | <b>5 733</b>  | <b>1 093</b> | <b>1 101</b> | <b>-8</b>    | <b>21 898</b>  | <b>18 350</b> | <b>3 548</b>  | <b>119 840</b> | <b>110 567</b> | <b>9 273</b>  | <b>122 276</b> | <b>112 687</b> | <b>9 589</b>  |
| Août           | A | 50 183         | 42 605         | 7 578         | 608          | 149          | 459          | 11 880         | 7 248         | 4 632         | 62 671         | 50 002         | 12 669        | 64 099         | 51 352         | 12 747        |
|                | D | 60 716         | 52 132         | 8 584         | 451          | 303          | 148          | 12 480         | 8 099         | 4 381         | 73 647         | 60 534         | 13 113        | 75 101         | 61 973         | 13 128        |
| <b>TOTAL</b>   |   | <b>110 899</b> | <b>94 737</b>  | <b>16 162</b> | <b>1 059</b> | <b>452</b>   | <b>607</b>   | <b>24 360</b>  | <b>15 347</b> | <b>9 013</b>  | <b>136 318</b> | <b>110 536</b> | <b>25 782</b> | <b>139 200</b> | <b>113 325</b> | <b>25 875</b> |
| Septembre      | A | 34 772         | 34 639         | 133           |              | 18           | -18          | 8 042          | 7 622         | 420           | 42 814         | 42 279         | 535           | 44 199         | 42 864         | 1 335         |
|                | D | 39 776         | 40 278         | -502          | 19           | 27           | -8           | 9 422          | 8 440         | 982           | 49 217         | 48 745         | 472           | 50 602         | 49 330         | 1 272         |
| <b>TOTAL</b>   |   | <b>74 548</b>  | <b>74 917</b>  | <b>-369</b>   | <b>19</b>    | <b>45</b>    | <b>-26</b>   | <b>17 464</b>  | <b>16 062</b> | <b>1 402</b>  | <b>92 031</b>  | <b>91 024</b>  | <b>1 007</b>  | <b>94 801</b>  | <b>92 194</b>  | <b>2 607</b>  |
| Octobre        | A | 29 814         | 29 957         | -143          | 5            | 47           | -42          | 2 548          | 1 672         | 876           | 32 367         | 31 676         | 691           | 32 367         | 32 131         | 236           |
|                | D | 30 658         | 29 677         | 981           | 5            | 5            | 5            | 4 208          | 2 726         | 1 482         | 34 871         | 32 403         | 2 468         | 34 871         | 32 728         | 2 143         |
| <b>TOTAL</b>   |   | <b>60 472</b>  | <b>59 634</b>  | <b>838</b>    | <b>10</b>    | <b>47</b>    | <b>-37</b>   | <b>6 756</b>   | <b>4 398</b>  | <b>2 358</b>  | <b>67 238</b>  | <b>64 079</b>  | <b>3 159</b>  | <b>67 238</b>  | <b>64 859</b>  | <b>2 379</b>  |
| <b>ARRIVÉE</b> |   | <b>358 963</b> | <b>336 286</b> | <b>22 677</b> | <b>3 294</b> | <b>1 831</b> | <b>1 463</b> | <b>54 528</b>  | <b>43 301</b> | <b>11 227</b> | <b>416 785</b> | <b>381 418</b> | <b>35 367</b> | <b>423 823</b> | <b>388 733</b> | <b>35 090</b> |
| <b>DÉPART</b>  |   | <b>356 457</b> | <b>332 725</b> | <b>23 732</b> | <b>1 972</b> | <b>1 598</b> | <b>374</b>   | <b>53 217</b>  | <b>41 742</b> | <b>11 475</b> | <b>411 646</b> | <b>376 065</b> | <b>35 581</b> | <b>419 723</b> | <b>383 602</b> | <b>36 121</b> |
| <b>TOTAL</b>   |   | <b>715 420</b> | <b>669 011</b> | <b>46 409</b> | <b>5 266</b> | <b>3 429</b> | <b>1 837</b> | <b>107 745</b> | <b>85 043</b> | <b>22 702</b> | <b>828 431</b> | <b>757 483</b> | <b>70 948</b> | <b>843 546</b> | <b>772 335</b> | <b>71 211</b> |



# AEROPORT INTERNATIONAL DE BASTIA-PORETTA



## TRAFIC MOUVEMENTS D'AVIONS

octobre 2008

|               | TRAFIC REGULIER |            |               | TRAFIC NON REGULIER |            |                | TOTAL TRAFIC COMMERCIAL |            |               |
|---------------|-----------------|------------|---------------|---------------------|------------|----------------|-------------------------|------------|---------------|
|               | 2008            | 2007       | Variation     | 2008                | 2007       | Variation      | 2008                    | 2007       | Variation     |
| National      | 688             | 673        | 2,23 %        | 161                 | 197        | -18,27 %       | 849                     | 870        | -2,41 %       |
| International | 0               | 0          |               | 2                   | 2          | 0,00 %         | 2                       | 2          | 0,00 %        |
| Européen      | 60              | 22         | 172,73 %      | 41                  | 25         | 64,00 %        | 101                     | 47         | 114,89 %      |
| <b>Total</b>  | <b>748</b>      | <b>695</b> | <b>7,63 %</b> | <b>204</b>          | <b>224</b> | <b>-8,93 %</b> | <b>952</b>              | <b>919</b> | <b>3,59 %</b> |

Cumul

|               | 2008         | 2007         | Variation     | 2008         | 2007         | Variation      | 2008          | 2007          | Variation     |
|---------------|--------------|--------------|---------------|--------------|--------------|----------------|---------------|---------------|---------------|
| National      | 7 655        | 7 562        | 1,23 %        | 2 070        | 1 847        | 12,07 %        | 9 725         | 9 409         | 3,36 %        |
| International | 3            | 0            |               | 94           | 62           | 51,61 %        | 97            | 62            | 56,45 %       |
| Européen      | 599          | 309          | 93,85 %       | 863          | 754          | 14,46 %        | 1 462         | 1 063         | 37,54 %       |
| <b>Total</b>  | <b>8 257</b> | <b>7 871</b> | <b>4,90 %</b> | <b>3 027</b> | <b>2 663</b> | <b>13,67 %</b> | <b>11 284</b> | <b>10 534</b> | <b>7,12 %</b> |

### Principales Compagnies (Trafic régulier)

octobre 2008

|                              | 2008 | 2007 | Variation |
|------------------------------|------|------|-----------|
| Compagnie Corse Méditerranée | 608  | 601  | 1,16 %    |
| Air France                   | 70   | 72   | -2,78 %   |


### Principales Compagnies

Cumul

|                              | 2008  | 2007  | Variation |
|------------------------------|-------|-------|-----------|
| Compagnie Corse Méditerranée | 6 398 | 6 364 | 0,53 %    |
| Air France                   | 1 351 | 1 261 | 7,14 %    |
| Aéropostale                  | 1 090 | 1 010 | 7,92 %    |



# AEROPORT INTERNATIONAL DE BASTIA-PORETTA




## Passagers Commerciaux par ville

Du 01/10/2008 au 31/10/2008

|                         | ARRIVEE       | ARRIVEE   | DEPART        | DEPART    | TOTAL         |
|-------------------------|---------------|-----------|---------------|-----------|---------------|
|                         | Passager      | Transit   | Passager      | Transit   | GENERAL       |
| BORDEAUX                | 12            |           | 29            |           | 41            |
| BREST                   | 141           |           |               |           | 141           |
| CLERMONT FD             |               |           | 18            |           | 18            |
| DIJON                   | 19            |           | 19            |           | 38            |
| LILLE                   | 164           |           | 235           |           | 399           |
| LOURDES                 | 288           |           | 288           |           | 576           |
| LYON ST EXUPERY         | 749           |           | 817           |           | 1 566         |
| MARSEILLE               | 10 690        |           | 10 564        |           | 21 254        |
| METZ-NANCY              | 145           |           | 145           |           | 290           |
| NANTES                  | 29            |           | 321           |           | 350           |
| NICE                    | 4 514         |           | 4 843         |           | 9 357         |
| PARIS CDG               | 308           |           | 282           |           | 590           |
| PARIS ORLY              | 12 706        |           | 12 755        |           | 25 461        |
| RENNES                  |               |           | 145           |           | 145           |
| TOULOUSE                | 19            |           | 35            |           | 54            |
| TOURS                   |               |           | 132           |           | 132           |
| VATRY                   | 30            |           | 30            |           | 60            |
| <b>NATIONAL</b>         | <b>29 814</b> |           | <b>30 658</b> |           | <b>60 472</b> |
| PRIBAN                  | 5             |           | 5             |           | 10            |
| <b>INTERNATIONAL</b>    | <b>5</b>      |           | <b>5</b>      |           | <b>10</b>     |
| BERLIN TEGEL            | 62            |           | 218           |           | 280           |
| BERNE                   |               |           |               | 31        | 31            |
| BRUXELLES               | 254           |           | 316           |           | 570           |
| COLOGNE                 | 637           |           | 962           |           | 1 599         |
| COPENHAGUE              | 302           |           | 539           |           | 841           |
| DORTMUND                | 297           |           | 479           |           | 776           |
| DUSSELDORF              | 38            |           | 92            |           | 130           |
| ELBE                    |               | 31        |               |           | 31            |
| FRIEDRICHSHAFEN         | 30            | 61        | 50            | 61        | 202           |
| GOTEBORG                | 196           |           | 309           |           | 505           |
| HAMBOURG                | 100           |           | 175           |           | 275           |
| LONDRES GATWICK         |               |           | 122           |           | 122           |
| LUXEMBOURG              |               |           | 72            |           | 72            |
| MADRID                  |               |           | 3             |           | 3             |
| MANCHESTER              | 4             |           | 113           |           | 117           |
| ROME                    | 9             |           | 9             |           | 18            |
| STOCKHOLM               | 267           |           | 415           |           | 682           |
| STUTTGART               | 260           |           | 334           |           | 594           |
| <b>EUROPEEN</b>         | <b>2 456</b>  | <b>92</b> | <b>4 208</b>  | <b>92</b> | <b>6 848</b>  |
| <b>TOTAL COMMERCIAL</b> | <b>32 275</b> | <b>92</b> | <b>34 871</b> | <b>92</b> | <b>67 330</b> |



# AEROPORT INTERNATIONAL DE BASTIA-PORETTA



## Passagers non Commerciaux par ville

Du 01/10/2008 au 31/10/2008


|                                  |                |                          |
|----------------------------------|----------------|--------------------------|
|                                  |                | <b>TOTAL<br/>GENERAL</b> |
| <b>TOTAL NON<br/>COMMERCIAUX</b> | <b>GENERAL</b> |                          |

## COMMERCIAUX ET NON COMMERCIAUX

|                      | ARRIVEE       | ARRIVEE   | DEPART        | DEPART    | TOTAL<br>GENERAL |
|----------------------|---------------|-----------|---------------|-----------|------------------|
|                      | Passager      | Transit   | Passager      | Transit   |                  |
| COMMERCIAUX          | 32 275        | 92        | 34 871        | 92        | <b>67 330</b>    |
| <b>TOTAL GENERAL</b> | <b>32 275</b> | <b>92</b> | <b>34 871</b> | <b>92</b> | <b>67 330</b>    |



# AEROPORT INTERNATIONAL DE BASTIA-PORETTA



## Trafic passagers par compagnies et par escales du 01/10/2008 au 31/10/2008

|                              |                        | ARRIVEE<br>Passager | ARRIVEE<br>Transit | DEPART<br>Passager | DEPART<br>Transit | TOTAL<br>GENERAL |
|------------------------------|------------------------|---------------------|--------------------|--------------------|-------------------|------------------|
| AIR BELGIUM<br>INTERNATIONAL | EUROPE BRUXELLES       | 167                 |                    | 164                |                   | 331              |
|                              | <b>TOTAL EUROPE</b>    | <b>167</b>          |                    | <b>164</b>         |                   | <b>331</b>       |
|                              | <b>TOTAL COMPAGNIE</b> | <b>167</b>          |                    | <b>164</b>         |                   | <b>331</b>       |
| AIR FRANCE                   | NAT PARIS ORLY         | 3 491               |                    | 4 404              |                   | 7 895            |
|                              | <b>TOTAL NAT</b>       | <b>3 491</b>        |                    | <b>4 404</b>       |                   | <b>7 895</b>     |
|                              | <b>TOTAL COMPAGNIE</b> | <b>3 491</b>        |                    | <b>4 404</b>       |                   | <b>7 895</b>     |
| ATLANTIC AIRWAY              | EUROPE COPENHAGUE      | 94                  |                    | 242                |                   | 336              |
|                              | <b>TOTAL EUROPE</b>    | <b>94</b>           |                    | <b>242</b>         |                   | <b>336</b>       |
|                              | <b>TOTAL COMPAGNIE</b> | <b>94</b>           |                    | <b>242</b>         |                   | <b>336</b>       |
| C C M AIRLINES               | NAT LOURDES            | 288                 |                    | 288                |                   | 576              |
|                              | LYON ST EXUPERY        | 692                 |                    | 696                |                   | 1 388            |
|                              | MARSEILLE              | 10 685              |                    | 10 561             |                   | 21 246           |
|                              | NICE                   | 4 514               |                    | 4 843              |                   | 9 357            |
|                              | PARIS ORLY             | 9 215               |                    | 8 351              |                   | 17 566           |
|                              | <b>TOTAL NAT</b>       | <b>25 394</b>       |                    | <b>24 739</b>      |                   | <b>50 133</b>    |
| <b>TOTAL COMPAGNIE</b>       | <b>25 394</b>          |                     | <b>24 739</b>      |                    | <b>50 133</b>     |                  |
| EUROPE AIRPOST               | NAT BREST              | 141                 |                    |                    |                   | 141              |
|                              | LILLE                  | 145                 |                    | 145                |                   | 290              |
|                              | METZ-NANCY             | 145                 |                    | 145                |                   | 290              |
|                              | NANTES                 |                     |                    | 141                |                   | 141              |
|                              | PARIS CDG              | 143                 |                    | 282                |                   | 425              |
|                              | RENNES                 |                     |                    | 145                |                   | 145              |
|                              | TOURS                  |                     |                    | 132                |                   | 132              |
| <b>TOTAL NAT</b>             | <b>574</b>             |                     | <b>990</b>         |                    | <b>1 564</b>      |                  |
| <b>TOTAL COMPAGNIE</b>       | <b>574</b>             |                     | <b>990</b>         |                    | <b>1 564</b>      |                  |
| FLYBE LTD                    | EUROPE MANCHESTER      | 4                   |                    | 113                |                   | 117              |
|                              | <b>TOTAL EUROPE</b>    | <b>4</b>            |                    | <b>113</b>         |                   | <b>117</b>       |
|                              | <b>TOTAL COMPAGNIE</b> | <b>4</b>            |                    | <b>113</b>         |                   | <b>117</b>       |
| FLYNORDIC                    | EUROPE STOCKHOLM       | 267                 |                    | 415                |                   | 682              |
|                              | <b>TOTAL EUROPE</b>    | <b>267</b>          |                    | <b>415</b>         |                   | <b>682</b>       |
|                              | <b>TOTAL COMPAGNIE</b> | <b>267</b>          |                    | <b>415</b>         |                   | <b>682</b>       |
| GERMANIA<br>FLUGGESELLSCHAFT | EUROPE BERLIN TEGEL    | 62                  |                    | 218                |                   | 280              |

|                                   |                        | ARRIVEE         | ARRIVEE      | DEPART     | DEPART       | TOTAL      |              |
|-----------------------------------|------------------------|-----------------|--------------|------------|--------------|------------|--------------|
|                                   |                        | Passager        | Transit      | Passager   | Transit      | GENERAL    |              |
| <b>TOTAL EUROPE</b>               |                        | <b>62</b>       |              | <b>218</b> |              | <b>280</b> |              |
| <b>TOTAL COMPAGNIE</b>            |                        | <b>62</b>       |              | <b>218</b> |              | <b>280</b> |              |
| <b>GERMANWINGS</b>                | EUROPE                 | COLOGNE         | 637          |            | 962          | 1 599      |              |
|                                   |                        | DORTMUND        | 297          |            | 479          | 776        |              |
|                                   |                        | STUTTGART       | 260          |            | 334          | 594        |              |
|                                   | <b>TOTAL EUROPE</b>    |                 | <b>1 194</b> |            | <b>1 775</b> |            | <b>2 969</b> |
|                                   | <b>TOTAL COMPAGNIE</b> |                 | <b>1 194</b> |            | <b>1 775</b> |            | <b>2 969</b> |
| <b>INTERSKY</b>                   | EUROPE                 | FRIEDRICHSHAFEN | 30           | 61         | 50           | 61         | 202          |
|                                   | <b>TOTAL EUROPE</b>    |                 | <b>30</b>    | <b>61</b>  | <b>50</b>    | <b>61</b>  | <b>202</b>   |
|                                   | <b>TOTAL COMPAGNIE</b> |                 | <b>30</b>    | <b>61</b>  | <b>50</b>    | <b>61</b>  | <b>202</b>   |
| <b>LUFTHANSA</b>                  | EUROPE                 | DUSSELDORF      | 38           |            | 92           |            | 130          |
|                                   |                        | HAMBOURG        | 100          |            | 175          |            | 275          |
|                                   | <b>TOTAL EUROPE</b>    |                 | <b>138</b>   |            | <b>267</b>   |            | <b>405</b>   |
|                                   | <b>TOTAL COMPAGNIE</b> |                 | <b>138</b>   |            | <b>267</b>   |            | <b>405</b>   |
| <b>LUXAIR</b>                     | EUROPE                 | LUXEMBOURG      |              |            | 72           |            | 72           |
|                                   | <b>TOTAL EUROPE</b>    |                 |              |            | <b>72</b>    |            | <b>72</b>    |
|                                   | <b>TOTAL COMPAGNIE</b> |                 |              |            | <b>72</b>    |            | <b>72</b>    |
| <b>MALMO AVIATION</b>             | EUROPE                 | COPENHAGUE      | 208          |            | 297          |            | 505          |
|                                   |                        | GOTEBORG        | 196          |            | 309          |            | 505          |
|                                   | <b>TOTAL EUROPE</b>    |                 | <b>404</b>   |            | <b>606</b>   |            | <b>1 010</b> |
|                                   | <b>TOTAL COMPAGNIE</b> |                 | <b>404</b>   |            | <b>606</b>   |            | <b>1 010</b> |
| <b>MONARCH AIRLINES</b>           | EUROPE                 | LONDRES GATWICK |              |            | 122          |            | 122          |
|                                   | <b>TOTAL EUROPE</b>    |                 |              |            | <b>122</b>   |            | <b>122</b>   |
|                                   | <b>TOTAL COMPAGNIE</b> |                 |              |            | <b>122</b>   |            | <b>122</b>   |
| <b>PAN EUROPEENNE AIR SERVICE</b> | NAT                    | DIJON           | 19           |            | 19           |            | 38           |
|                                   | <b>TOTAL NAT</b>       |                 | <b>19</b>    |            | <b>19</b>    |            | <b>38</b>    |
|                                   | <b>TOTAL COMPAGNIE</b> |                 | <b>19</b>    |            | <b>19</b>    |            | <b>38</b>    |
| <b>REGIONAL CIE EUROPEENNE</b>    | NAT                    | BORDEAUX        | 12           |            | 29           |            | 41           |
|                                   |                        | CLERMONT FD     |              |            | 18           |            | 18           |
|                                   |                        | LILLE           | 19           |            | 90           |            | 109          |
|                                   |                        | LYON ST EXUPERY | 57           |            | 121          |            | 178          |
|                                   |                        | NANTES          | 29           |            | 88           |            | 117          |
|                                   |                        | TOULOUSE        | 19           |            | 35           |            | 54           |
|                                   | <b>TOTAL NAT</b>       |                 | <b>136</b>   |            | <b>381</b>   |            | <b>517</b>   |
|                                   | <b>TOTAL COMPAGNIE</b> |                 | <b>136</b>   |            | <b>381</b>   |            | <b>517</b>   |
| <b>SATAB</b>                      | EUROPE                 | BERNE           |              |            |              | 31         | 31           |
|                                   |                        | ELBE            |              | 31         |              |            | 31           |
|                                   |                        | MADRID          |              |            | 3            |            | 3            |

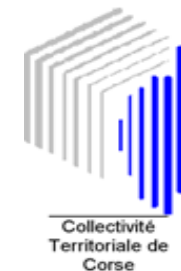
|                         |           | ARRIVEE<br>Passager | ARRIVEE<br>Transit | DEPART<br>Passager | DEPART<br>Transit | TOTAL<br>GENERAL |
|-------------------------|-----------|---------------------|--------------------|--------------------|-------------------|------------------|
|                         | ROME      | 9                   |                    | 9                  |                   | 18               |
| <b>TOTAL EUROPE</b>     |           | <b>9</b>            | <b>31</b>          | <b>12</b>          | <b>31</b>         | <b>83</b>        |
| INTER                   | PRIBAN    | 5                   |                    | 5                  |                   | 10               |
| <b>TOTAL INTER</b>      |           | <b>5</b>            |                    | <b>5</b>           |                   | <b>10</b>        |
| NAT                     | MARSEILLE | 5                   |                    | 3                  |                   | 8                |
|                         | VATRY     | 30                  |                    | 30                 |                   | 60               |
| <b>TOTAL NAT</b>        |           | <b>35</b>           |                    | <b>33</b>          |                   | <b>68</b>        |
| <b>TOTAL COMPAGNIE</b>  |           | <b>49</b>           | <b>31</b>          | <b>50</b>          | <b>31</b>         | <b>161</b>       |
| EUROPE                  | BRUXELLES | 87                  |                    | 152                |                   | 239              |
| <b>TOTAL EUROPE</b>     |           | <b>87</b>           |                    | <b>152</b>         |                   | <b>239</b>       |
| NAT                     | NANTES    |                     |                    | 92                 |                   | 92               |
| <b>TOTAL NAT</b>        |           |                     |                    | <b>92</b>          |                   | <b>92</b>        |
| <b>TOTAL COMPAGNIE</b>  |           | <b>87</b>           |                    | <b>244</b>         |                   | <b>331</b>       |
| NAT                     | PARIS CDG | 165                 |                    |                    |                   | 165              |
| <b>TOTAL NAT</b>        |           | <b>165</b>          |                    |                    |                   | <b>165</b>       |
| <b>TOTAL COMPAGNIE</b>  |           | <b>165</b>          |                    |                    |                   | <b>165</b>       |
| <b>TOTAL COMMERCIAL</b> |           | <b>32 275</b>       | <b>92</b>          | <b>34 871</b>      | <b>92</b>         | <b>67 330</b>    |
| <b>TOTAL GENERAL</b>    |           | <b>32 275</b>       | <b>92</b>          | <b>34 871</b>      | <b>92</b>         | <b>67 330</b>    |

SN BRUSSELLS  
AIRLINES

XL AIRWAYS FRANCE



# AEROPORT INTERNATIONAL DE BASTIA-PORETTA



## TRAFIC FRET ET POSTE (en tonnes)

### TRAFIC FRET

### TRAFIC POSTE

octobre 2008

octobre 2008

|                      | 2008          | 2007           | %                |
|----------------------|---------------|----------------|------------------|
| <b>National</b>      | 67,736        | 125,094        | <b>-45,85 %</b>  |
| <b>International</b> | 0,000         | 3,781          | <b>-100,00 %</b> |
| <b>Européen</b>      | 0,000         | 0,000          |                  |
| <b>Total</b>         | <b>67,736</b> | <b>128,875</b> | <b>-47,44 %</b>  |

|                      | 2008           | 2007           | %              |
|----------------------|----------------|----------------|----------------|
| <b>National</b>      | 426,912        | 451,805        | <b>-5,51 %</b> |
| <b>International</b> | 0,000          | 0,000          |                |
| <b>Européen</b>      | 0,000          | 0,000          |                |
| <b>Total</b>         | <b>426,912</b> | <b>451,805</b> | <b>-5,51 %</b> |

Cumul

Cumul

|                      | 2008            | 2007            | %                |
|----------------------|-----------------|-----------------|------------------|
| <b>National</b>      | 1033,907        | 1251,178        | <b>-17,37 %</b>  |
| <b>International</b> | 0,000           | 19,381          | <b>-100,00 %</b> |
| <b>Européen</b>      | 0,021           | 26,205          | <b>-99,92 %</b>  |
| <b>Total</b>         | <b>1033,928</b> | <b>1296,764</b> | <b>-20,27 %</b>  |

|                      | 2008            | 2007            | %             |
|----------------------|-----------------|-----------------|---------------|
| <b>National</b>      | 4373,507        | 4209,093        | <b>3,91 %</b> |
| <b>International</b> | 0,000           | 0,000           |               |
| <b>Européen</b>      | 0,000           | 0,000           |               |
| <b>Total</b>         | <b>4373,507</b> | <b>4209,093</b> | <b>3,91 %</b> |