



# AEROPORT INTERNATIONAL DE BASTIA-PORETTA



## TRAFIC PASSAGERS (TRANSITS A L'ARRIVEE)

septembre 2009

|               | TRAFIC REGULIER |               |                | TRAFIC NON REGULIER |               |                 | TOTAL TRAFIC COMMERCIAL |               |               |
|---------------|-----------------|---------------|----------------|---------------------|---------------|-----------------|-------------------------|---------------|---------------|
|               | 2009            | 2008          | Variation      | 2009                | 2008          | Variation       | 2009                    | 2008          | Variation     |
| National      | 79 184          | 69 365        | 14,16 %        | 4 279               | 5 183         | -17,44 %        | 83 463                  | 74 548        | 11,96 %       |
| International | 0               | 0             |                | 5                   | 19            | -73,68 %        | 5                       | 19            | -73,68 %      |
| Européen      | 10 516          | 7 691         | 36,73 %        | 6 738               | 9 773         | -31,05 %        | 17 254                  | 17 464        | -1,20 %       |
| <b>Total</b>  | <b>89 700</b>   | <b>77 056</b> | <b>16,41 %</b> | <b>11 022</b>       | <b>14 975</b> | <b>-26,40 %</b> | <b>100 722</b>          | <b>92 031</b> | <b>9,44 %</b> |

Cumul

|               | 2009           | 2008           | Variation      | 2009          | 2008          | Variation       | 2009           | 2008           | Variation     |
|---------------|----------------|----------------|----------------|---------------|---------------|-----------------|----------------|----------------|---------------|
|               | National       | 697 996        | 628 154        | 11,12 %       | 22 500        | 26 794          | -16,03 %       | 720 496        | 654 948       |
| International | 0              | 0              |                | 2 433         | 5 256         | -53,71 %        | 2 433          | 5 256          | -53,71 %      |
| Européen      | 57 093         | 44 287         | 28,92 %        | 37 843        | 56 702        | -33,26 %        | 94 936         | 100 989        | -5,99 %       |
| <b>Total</b>  | <b>755 089</b> | <b>672 441</b> | <b>12,29 %</b> | <b>62 776</b> | <b>88 752</b> | <b>-29,27 %</b> | <b>817 865</b> | <b>761 193</b> | <b>7,45 %</b> |

### Principales Villes Desservies (Trafic régulier)

septembre 2009

|                   | 2009   | 2008   | Variation % |
|-------------------|--------|--------|-------------|
| Paris Orly        | 32 412 | 33 261 | -2,55 %     |
| Marseille         | 21 130 | 21 700 | -2,63 %     |
| Nice              | 8 668  | 9 255  | -6,34 %     |
| Paris CDG         | 7 824  | 386    | 1926,94 %   |
| Lyon              | 6 340  | 2 324  | 172,81 %    |
| Cologne           | 2 543  | 2 125  | 19,67 %     |
| Londres           | 2 018  | 1 165  | 73,22 %     |
| Stuttgart         | 1 366  | 1 100  | 24,18 %     |
| Manchester        | 1 060  |        |             |
| Berlin Schonefeld | 1 026  |        |             |
| Bristol           | 975    |        |             |
| Nantes            | 836    | 752    | 11,17 %     |

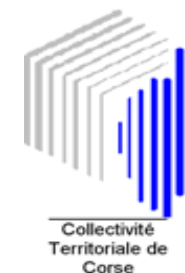
### Principales Villes Desservies

Cumul

|            | 2009    | 2008    | Variation |
|------------|---------|---------|-----------|
| Paris Orly | 297 983 | 304 592 | -2,17 %   |
| Marseille  | 190 729 | 197 875 | -3,61 %   |
| Nice       | 77 057  | 83 289  | -7,48 %   |
| Paris CDG  | 61 200  | 13 460  | 354,68 %  |
| Lyon       | 57 911  | 23 254  | 149,04 %  |
| Londres    | 15 588  | 20 061  | -22,30 %  |
| Cologne    | 14 075  | 13 271  | 6,06 %    |
| Bruxelles  | 10 007  | 11 971  | -16,41 %  |
| Copenhague | 8 959   | 9 357   | -4,25 %   |
| Nantes     | 8 313   | 8 066   | 3,06 %    |
| Stuttgart  | 6 328   | 7 849   | -19,38 %  |
| Goteborg   | 6 293   | 4 702   | 33,84 %   |



# AÉROPORT INTERNATIONAL DE BASTIA-PORETTA



## Etat comparatif du trafic commercial passagers (Transits à l'arrivée)

Du 01/01/2008 au 30/09/2008 et du 01/01/2009 au 30/09/2009

|                |   | NAT            | NAT            | NAT          | INTER        | INTER        | INTER          | EURO          | EURO           | EURO           | TRAFIC         | COMM           | ERCIAL       | TOTAL GENERAL  |                |              |
|----------------|---|----------------|----------------|--------------|--------------|--------------|----------------|---------------|----------------|----------------|----------------|----------------|--------------|----------------|----------------|--------------|
|                |   | 2009           | 2008           | %            | 2009         | 2008         | %              | 2009          | 2008           | %              | 2009           | 2008           | %            | 2009           | 2008           | %            |
| Janvier        | A | 22 622         | 23 109         | -2,11        |              |              |                |               |                |                | 22 622         | 23 109         | -2,11        | 23 266         | 23 450         | -0,78        |
|                | D | 24 969         | 24 635         | 1,36         |              |              |                |               | 4              | -100,00        | 24 969         | 24 639         | 1,34         | 25 613         | 25 071         | 2,16         |
| <b>TOTAL</b>   |   | <b>47 591</b>  | <b>47 744</b>  | <b>-0,32</b> |              |              |                |               | <b>4</b>       | <b>-100,00</b> | <b>47 591</b>  | <b>47 748</b>  | <b>-0,33</b> | <b>48 879</b>  | <b>48 521</b>  | <b>0,74</b>  |
| Février        | A | 24 305         | 25 031         | -2,90        |              | 1            | -100,00        | 4             | 4              | 0,00           | 24 309         | 25 036         | -2,90        | 24 955         | 25 396         | -1,74        |
|                | D | 24 873         | 24 113         | 3,15         | 89           |              |                | 2             |                |                | 24 964         | 24 113         | 3,53         | 25 610         | 24 473         | 4,65         |
| <b>TOTAL</b>   |   | <b>49 178</b>  | <b>49 144</b>  | <b>0,07</b>  | <b>89</b>    | <b>1</b>     | <b>8800,00</b> | <b>6</b>      | <b>4</b>       | <b>50,00</b>   | <b>49 273</b>  | <b>49 149</b>  | <b>0,25</b>  | <b>50 565</b>  | <b>49 869</b>  | <b>1,40</b>  |
| Mars           | A | 31 437         | 26 815         | 17,24        | 177          | 366          | -51,64         |               | 64             | -100,00        | 31 614         | 27 245         | 16,04        | 32 459         | 27 878         | 16,43        |
|                | D | 29 221         | 26 711         | 9,40         |              | 10           | -100,00        | 4             | 24             | -83,33         | 29 225         | 26 745         | 9,27         | 30 070         | 27 703         | 8,54         |
| <b>TOTAL</b>   |   | <b>60 658</b>  | <b>53 526</b>  | <b>13,32</b> | <b>177</b>   | <b>376</b>   | <b>-52,93</b>  | <b>4</b>      | <b>88</b>      | <b>-95,45</b>  | <b>60 839</b>  | <b>53 990</b>  | <b>12,69</b> | <b>62 529</b>  | <b>55 581</b>  | <b>12,50</b> |
| Avril          | A | 41 136         | 35 566         | 15,66        |              | 517          | -100,00        | 1 554         | 1 903          | -18,34         | 42 690         | 37 986         | 12,38        | 43 751         | 38 568         | 13,44        |
|                | D | 37 589         | 30 125         | 24,78        |              | 6            | -100,00        | 863           | 949            | -9,06          | 38 452         | 31 080         | 23,72        | 39 516         | 32 259         | 22,50        |
| <b>TOTAL</b>   |   | <b>78 725</b>  | <b>65 691</b>  | <b>19,84</b> |              | <b>523</b>   | <b>-100,00</b> | <b>2 417</b>  | <b>2 852</b>   | <b>-15,25</b>  | <b>81 142</b>  | <b>69 066</b>  | <b>17,48</b> | <b>83 267</b>  | <b>70 827</b>  | <b>17,56</b> |
| Mai            | A | 45 350         | 38 837         | 16,77        |              | 707          | -100,00        | 7 077         | 8 356          | -15,31         | 52 427         | 47 900         | 9,45         | 55 095         | 48 467         | 13,68        |
|                | D | 42 942         | 40 051         | 7,22         |              | 498          | -100,00        | 5 537         | 6 442          | -14,05         | 48 479         | 46 991         | 3,17         | 51 247         | 47 558         | 7,76         |
| <b>TOTAL</b>   |   | <b>88 292</b>  | <b>78 888</b>  | <b>11,92</b> |              | <b>1 205</b> | <b>-100,00</b> | <b>12 614</b> | <b>14 798</b>  | <b>-14,76</b>  | <b>100 906</b> | <b>94 891</b>  | <b>6,34</b>  | <b>106 342</b> | <b>96 025</b>  | <b>10,74</b> |
| Juin           | A | 44 927         | 40 599         | 10,66        | 275          | 575          | -52,17         | 8 191         | 10 152         | -19,32         | 53 393         | 51 326         | 4,03         | 54 922         | 51 850         | 5,92         |
|                | D | 41 534         | 37 060         | 12,07        |              | 405          | -100,00        | 7 592         | 9 369          | -18,97         | 49 126         | 46 834         | 4,89         | 50 462         | 47 358         | 6,55         |
| <b>TOTAL</b>   |   | <b>86 461</b>  | <b>77 659</b>  | <b>11,33</b> | <b>275</b>   | <b>980</b>   | <b>-71,94</b>  | <b>15 783</b> | <b>19 521</b>  | <b>-19,15</b>  | <b>102 519</b> | <b>98 160</b>  | <b>4,44</b>  | <b>105 384</b> | <b>99 208</b>  | <b>6,23</b>  |
| Juillet        | A | 59 551         | 54 237         | 9,80         | 562          | 515          | 9,13           | 11 992        | 11 579         | 3,57           | 72 105         | 66 331         | 8,70         | 73 381         | 67 549         | 8,63         |
|                | D | 46 506         | 42 612         | 9,14         | 540          | 578          | -6,57          | 10 409        | 10 319         | 0,87           | 57 455         | 53 509         | 7,37         | 58 731         | 54 727         | 7,32         |
| <b>TOTAL</b>   |   | <b>106 057</b> | <b>96 849</b>  | <b>9,51</b>  | <b>1 102</b> | <b>1 093</b> | <b>0,82</b>    | <b>22 401</b> | <b>21 898</b>  | <b>2,30</b>    | <b>129 560</b> | <b>119 840</b> | <b>8,11</b>  | <b>132 112</b> | <b>122 276</b> | <b>8,04</b>  |
| Août           | A | 54 635         | 50 183         | 8,87         | 392          | 608          | -35,53         | 12 013        | 11 880         | 1,12           | 67 040         | 62 671         | 6,97         | 68 287         | 64 099         | 6,53         |
|                | D | 65 436         | 60 716         | 7,77         | 393          | 451          | -12,86         | 12 444        | 12 480         | -0,29          | 78 273         | 73 647         | 6,28         | 79 514         | 75 101         | 5,88         |
| <b>TOTAL</b>   |   | <b>120 071</b> | <b>110 899</b> | <b>8,27</b>  | <b>785</b>   | <b>1 059</b> | <b>-25,87</b>  | <b>24 457</b> | <b>24 360</b>  | <b>0,40</b>    | <b>145 313</b> | <b>136 318</b> | <b>6,60</b>  | <b>147 801</b> | <b>139 200</b> | <b>6,18</b>  |
| Septembre      | A | 39 207         | 34 772         | 12,75        | 2            |              |                | 8 102         | 8 042          | 0,75           | 47 311         | 42 814         | 10,50        | 47 928         | 43 678         | 9,73         |
|                | D | 44 256         | 39 776         | 11,26        | 3            | 19           | -84,21         | 9 152         | 9 422          | -2,87          | 53 411         | 49 217         | 8,52         | 54 028         | 50 081         | 7,88         |
| <b>TOTAL</b>   |   | <b>83 463</b>  | <b>74 548</b>  | <b>11,96</b> | <b>5</b>     | <b>19</b>    | <b>-73,68</b>  | <b>17 254</b> | <b>17 464</b>  | <b>-1,20</b>   | <b>100 722</b> | <b>92 031</b>  | <b>9,44</b>  | <b>101 956</b> | <b>93 759</b>  | <b>8,74</b>  |
| <b>ARRIVÉE</b> |   | <b>363 170</b> | <b>329 149</b> | <b>10,34</b> | <b>1 408</b> | <b>3 289</b> | <b>-57,19</b>  | <b>48 933</b> | <b>51 980</b>  | <b>-5,86</b>   | <b>413 511</b> | <b>384 418</b> | <b>7,57</b>  | <b>424 044</b> | <b>390 935</b> | <b>8,47</b>  |
| <b>DÉPART</b>  |   | <b>357 326</b> | <b>325 799</b> | <b>9,68</b>  | <b>1 025</b> | <b>1 967</b> | <b>-47,89</b>  | <b>46 003</b> | <b>49 009</b>  | <b>-6,13</b>   | <b>404 354</b> | <b>376 775</b> | <b>7,32</b>  | <b>414 791</b> | <b>384 331</b> | <b>7,93</b>  |
| <b>TOTAL</b>   |   | <b>720 496</b> | <b>654 948</b> | <b>10,01</b> | <b>2 433</b> | <b>5 256</b> | <b>-53,71</b>  | <b>94 936</b> | <b>100 989</b> | <b>-5,99</b>   | <b>817 865</b> | <b>761 193</b> | <b>7,45</b>  | <b>838 835</b> | <b>775 266</b> | <b>8,20</b>  |



# AÉROPORT INTERNATIONAL DE BASTIA-PORETTA



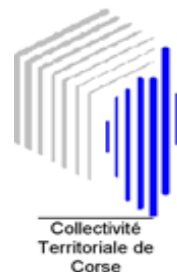
## Etat comparatif du trafic commercial passagers (Transits à l'arrivée)

Du 01/01/2008 au 30/09/2008 et du 01/01/2009 au 30/09/2009

|                |   | NAT            | NAT            | NAT           | INTER        | INTER        | INTER         | EURO          | EURO           | EURO          | TRAFFIC        | COMM           | ERCIAL        | TOTAL GENERAL  |                |               |
|----------------|---|----------------|----------------|---------------|--------------|--------------|---------------|---------------|----------------|---------------|----------------|----------------|---------------|----------------|----------------|---------------|
|                |   | 2009           | 2008           | Différence    | 2009         | 2008         | Différence    | 2009          | 2008           | Différence    | 2009           | 2008           | Différence    | 2009           | 2008           | Différence    |
| Janvier        | A | 22 622         | 23 109         | -487          |              |              |               |               |                |               | 22 622         | 23 109         | -487          | 23 266         | 23 450         | -184          |
|                | D | 24 969         | 24 635         | 334           |              |              |               |               | 4              | -4            | 24 969         | 24 639         | 330           | 25 613         | 25 071         | 542           |
| <b>TOTAL</b>   |   | <b>47 591</b>  | <b>47 744</b>  | <b>-153</b>   |              |              |               |               | <b>4</b>       | <b>-4</b>     | <b>47 591</b>  | <b>47 748</b>  | <b>-157</b>   | <b>48 879</b>  | <b>48 521</b>  | <b>358</b>    |
| Février        | A | 24 305         | 25 031         | -726          |              | 1            | -1            | 4             | 4              | 0             | 24 309         | 25 036         | -727          | 24 955         | 25 396         | -441          |
|                | D | 24 873         | 24 113         | 760           | 89           |              | 89            | 2             |                | 2             | 24 964         | 24 113         | 851           | 25 610         | 24 473         | 1 137         |
| <b>TOTAL</b>   |   | <b>49 178</b>  | <b>49 144</b>  | <b>34</b>     | <b>89</b>    | <b>1</b>     | <b>88</b>     | <b>6</b>      | <b>4</b>       | <b>2</b>      | <b>49 273</b>  | <b>49 149</b>  | <b>124</b>    | <b>50 565</b>  | <b>49 869</b>  | <b>696</b>    |
| Mars           | A | 31 437         | 26 815         | 4 622         | 177          | 366          | -189          |               | 64             | -64           | 31 614         | 27 245         | 4 369         | 32 459         | 27 878         | 4 581         |
|                | D | 29 221         | 26 711         | 2 510         |              | 10           | -10           | 4             | 24             | -20           | 29 225         | 26 745         | 2 480         | 30 070         | 27 703         | 2 367         |
| <b>TOTAL</b>   |   | <b>60 658</b>  | <b>53 526</b>  | <b>7 132</b>  | <b>177</b>   | <b>376</b>   | <b>-199</b>   | <b>4</b>      | <b>88</b>      | <b>-84</b>    | <b>60 839</b>  | <b>53 990</b>  | <b>6 849</b>  | <b>62 529</b>  | <b>55 581</b>  | <b>6 948</b>  |
| Avril          | A | 41 136         | 35 566         | 5 570         |              | 517          | -517          | 1 554         | 1 903          | -349          | 42 690         | 37 986         | 4 704         | 43 751         | 38 568         | 5 183         |
|                | D | 37 589         | 30 125         | 7 464         |              | 6            | -6            | 863           | 949            | -86           | 38 452         | 31 080         | 7 372         | 39 516         | 32 259         | 7 257         |
| <b>TOTAL</b>   |   | <b>78 725</b>  | <b>65 691</b>  | <b>13 034</b> |              | <b>523</b>   | <b>-523</b>   | <b>2 417</b>  | <b>2 852</b>   | <b>-435</b>   | <b>81 142</b>  | <b>69 066</b>  | <b>12 076</b> | <b>83 267</b>  | <b>70 827</b>  | <b>12 440</b> |
| Mai            | A | 45 350         | 38 837         | 6 513         |              | 707          | -707          | 7 077         | 8 356          | -1 279        | 52 427         | 47 900         | 4 527         | 55 095         | 48 467         | 6 628         |
|                | D | 42 942         | 40 051         | 2 891         |              | 498          | -498          | 5 537         | 6 442          | -905          | 48 479         | 46 991         | 1 488         | 51 247         | 47 558         | 3 689         |
| <b>TOTAL</b>   |   | <b>88 292</b>  | <b>78 888</b>  | <b>9 404</b>  |              | <b>1 205</b> | <b>-1 205</b> | <b>12 614</b> | <b>14 798</b>  | <b>-2 184</b> | <b>100 906</b> | <b>94 891</b>  | <b>6 015</b>  | <b>106 342</b> | <b>96 025</b>  | <b>10 317</b> |
| Juin           | A | 44 927         | 40 599         | 4 328         | 275          | 575          | -300          | 8 191         | 10 152         | -1 961        | 53 393         | 51 326         | 2 067         | 54 922         | 51 850         | 3 072         |
|                | D | 41 534         | 37 060         | 4 474         |              | 405          | -405          | 7 592         | 9 369          | -1 777        | 49 126         | 46 834         | 2 292         | 50 462         | 47 358         | 3 104         |
| <b>TOTAL</b>   |   | <b>86 461</b>  | <b>77 659</b>  | <b>8 802</b>  | <b>275</b>   | <b>980</b>   | <b>-705</b>   | <b>15 783</b> | <b>19 521</b>  | <b>-3 738</b> | <b>102 519</b> | <b>98 160</b>  | <b>4 359</b>  | <b>105 384</b> | <b>99 208</b>  | <b>6 176</b>  |
| Juillet        | A | 59 551         | 54 237         | 5 314         | 562          | 515          | 47            | 11 992        | 11 579         | 413           | 72 105         | 66 331         | 5 774         | 73 381         | 67 549         | 5 832         |
|                | D | 46 506         | 42 612         | 3 894         | 540          | 578          | -38           | 10 409        | 10 319         | 90            | 57 455         | 53 509         | 3 946         | 58 731         | 54 727         | 4 004         |
| <b>TOTAL</b>   |   | <b>106 057</b> | <b>96 849</b>  | <b>9 208</b>  | <b>1 102</b> | <b>1 093</b> | <b>9</b>      | <b>22 401</b> | <b>21 898</b>  | <b>503</b>    | <b>129 560</b> | <b>119 840</b> | <b>9 720</b>  | <b>132 112</b> | <b>122 276</b> | <b>9 836</b>  |
| Août           | A | 54 635         | 50 183         | 4 452         | 392          | 608          | -216          | 12 013        | 11 880         | 133           | 67 040         | 62 671         | 4 369         | 68 287         | 64 099         | 4 188         |
|                | D | 65 436         | 60 716         | 4 720         | 393          | 451          | -58           | 12 444        | 12 480         | -36           | 78 273         | 73 647         | 4 626         | 79 514         | 75 101         | 4 413         |
| <b>TOTAL</b>   |   | <b>120 071</b> | <b>110 899</b> | <b>9 172</b>  | <b>785</b>   | <b>1 059</b> | <b>-274</b>   | <b>24 457</b> | <b>24 360</b>  | <b>97</b>     | <b>145 313</b> | <b>136 318</b> | <b>8 995</b>  | <b>147 801</b> | <b>139 200</b> | <b>8 601</b>  |
| Septembre      | A | 39 207         | 34 772         | 4 435         | 2            |              | 2             | 8 102         | 8 042          | 60            | 47 311         | 42 814         | 4 497         | 47 928         | 43 678         | 4 250         |
|                | D | 44 256         | 39 776         | 4 480         | 3            | 19           | -16           | 9 152         | 9 422          | -270          | 53 411         | 49 217         | 4 194         | 54 028         | 50 081         | 3 947         |
| <b>TOTAL</b>   |   | <b>83 463</b>  | <b>74 548</b>  | <b>8 915</b>  | <b>5</b>     | <b>19</b>    | <b>-14</b>    | <b>17 254</b> | <b>17 464</b>  | <b>-210</b>   | <b>100 722</b> | <b>92 031</b>  | <b>8 691</b>  | <b>101 956</b> | <b>93 759</b>  | <b>8 197</b>  |
| <b>ARRIVÉE</b> |   | <b>363 170</b> | <b>329 149</b> | <b>34 021</b> | <b>1 408</b> | <b>3 289</b> | <b>-1 881</b> | <b>48 933</b> | <b>51 980</b>  | <b>-3 047</b> | <b>413 511</b> | <b>384 418</b> | <b>29 093</b> | <b>424 044</b> | <b>390 935</b> | <b>33 109</b> |
| <b>DÉPART</b>  |   | <b>357 326</b> | <b>325 799</b> | <b>31 527</b> | <b>1 025</b> | <b>1 967</b> | <b>-942</b>   | <b>46 003</b> | <b>49 009</b>  | <b>-3 006</b> | <b>404 354</b> | <b>376 775</b> | <b>27 579</b> | <b>414 791</b> | <b>384 331</b> | <b>30 460</b> |
| <b>TOTAL</b>   |   | <b>720 496</b> | <b>654 948</b> | <b>65 548</b> | <b>2 433</b> | <b>5 256</b> | <b>-2 823</b> | <b>94 936</b> | <b>100 989</b> | <b>-6 053</b> | <b>817 865</b> | <b>761 193</b> | <b>56 672</b> | <b>838 835</b> | <b>775 266</b> | <b>63 569</b> |



# AEROPORT INTERNATIONAL DE BASTIA-PORETTA



## Trafic passagers par compagnies et par escales du 01/09/2009 au 30/09/2009

|                        |                        | ARRIVEE         | DEPART        | TOTAL         |               |
|------------------------|------------------------|-----------------|---------------|---------------|---------------|
|                        |                        | Passager        | Passager      | GENERAL       |               |
| AIGLE AZUR             | NAT                    | PARIS ORLY      | 93            | 93            |               |
|                        |                        | PERPIGNAN       | 84            | 84            |               |
|                        | <b>TOTAL NAT</b>       |                 | <b>84</b>     | <b>93</b>     | <b>177</b>    |
|                        | <b>TOTAL COMPAGNIE</b> |                 | <b>84</b>     | <b>93</b>     | <b>177</b>    |
| AIR FRANCE             | NAT                    | PARIS ORLY      | 5 443         | 8 170         | 13 613        |
|                        | <b>TOTAL NAT</b>       |                 | <b>5 443</b>  | <b>8 170</b>  | <b>13 613</b> |
|                        | NAT                    | STRASBOURG      | 17            | 52            | 69            |
|                        | <b>TOTAL NAT</b>       |                 | <b>17</b>     | <b>52</b>     | <b>69</b>     |
|                        | NAT                    | BORDEAUX        | 191           | 252           | 443           |
|                        |                        | CLERMONT FD     | 122           | 126           | 248           |
|                        |                        | LILLE           | 346           | 400           | 746           |
|                        |                        | NANTES          | 411           | 425           | 836           |
|                        |                        | TOULOUSE        | 206           | 254           | 460           |
|                        | <b>TOTAL NAT</b>       |                 | <b>1 276</b>  | <b>1 457</b>  | <b>2 733</b>  |
| <b>TOTAL COMPAGNIE</b> |                        | <b>6 736</b>    | <b>9 679</b>  | <b>16 415</b> |               |
| ALTAGNA                | NAT                    | MARSEILLE       | 5             | 5             |               |
|                        |                        | NICE            | 1             | 7             | 8             |
|                        | <b>TOTAL NAT</b>       |                 | <b>1</b>      | <b>12</b>     | <b>13</b>     |
|                        | <b>TOTAL COMPAGNIE</b> |                 | <b>1</b>      | <b>12</b>     | <b>13</b>     |
| AUSTRIAN AIRLINES      | EUROPE                 | VIENNE          | 178           | 178           |               |
|                        | <b>TOTAL EUROPE</b>    |                 | <b>178</b>    | <b>178</b>    |               |
|                        | <b>TOTAL COMPAGNIE</b> |                 | <b>178</b>    | <b>178</b>    |               |
| C C M AIRLINES         | NAT                    | AJACCIO         | 100           | 100           |               |
|                        |                        | LYON ST EXUPERY | 824           | 910           | 1 734         |
|                        |                        | MARSEILLE       | 10 247        | 10 883        | 21 130        |
|                        |                        | NICE            | 4 225         | 4 443         | 8 668         |
|                        |                        | PARIS ORLY      | 9 085         | 9 714         | 18 799        |
|                        | <b>TOTAL NAT</b>       |                 | <b>24 481</b> | <b>25 950</b> | <b>50 431</b> |
| <b>TOTAL COMPAGNIE</b> |                        | <b>24 481</b>   | <b>25 950</b> | <b>50 431</b> |               |
| EASYJET AIRLINE        | EUROPE                 | BRISTOL         | 462           | 513           | 975           |
|                        |                        | GENEVE          | 169           | 269           | 438           |

|                         |                 | ARRIVEE      | DEPART       | TOTAL         |
|-------------------------|-----------------|--------------|--------------|---------------|
|                         |                 | Passager     | Passager     | GENERAL       |
|                         | LONDRES GATWICK | 874          | 1 144        | 2 018         |
|                         | MANCHESTER      | 486          | 574          | 1 060         |
| <b>TOTAL EUROPE</b>     |                 | <b>1 991</b> | <b>2 500</b> | <b>4 491</b>  |
| NAT                     | LYON ST EXUPERY | 2 176        | 2 430        | 4 606         |
|                         | PARIS CDG       | 3 608        | 4 216        | 7 824         |
| <b>TOTAL NAT</b>        |                 | <b>5 784</b> | <b>6 646</b> | <b>12 430</b> |
| <b>TOTAL COMPAGNIE</b>  |                 | <b>7 775</b> | <b>9 146</b> | <b>16 921</b> |
| <b>EUROPE AIRPOST</b>   | NAT             |              | 142          | 142           |
|                         | LE HAVRE        | 286          | 144          | 430           |
|                         | LILLE           | 143          | 143          | 286           |
|                         | LYON ST EXUPERY | 281          | 144          | 425           |
|                         | METZ-NANCY      | 143          | 208          | 351           |
|                         | PARIS CDG       | 285          | 143          | 428           |
|                         | RENNES          | 138          | 138          | 276           |
| <b>TOTAL NAT</b>        |                 | <b>1 276</b> | <b>1 062</b> | <b>2 338</b>  |
| <b>TOTAL COMPAGNIE</b>  |                 | <b>1 276</b> | <b>1 062</b> | <b>2 338</b>  |
| <b>GERMANWINGS</b>      | EUROPE          |              |              |               |
|                         | BERLIN SHONEFEL | 490          | 536          | 1 026         |
|                         | COLOGNE         | 1 209        | 1 334        | 2 543         |
|                         | STUTTGART       | 562          | 804          | 1 366         |
| <b>TOTAL EUROPE</b>     |                 | <b>2 261</b> | <b>2 674</b> | <b>4 935</b>  |
| <b>TOTAL COMPAGNIE</b>  |                 | <b>2 261</b> | <b>2 674</b> | <b>4 935</b>  |
| <b>INTERSKY</b>         | EUROPE          |              |              |               |
|                         | FRIEDRICHSHAFEN | 61           | 128          | 189           |
| <b>TOTAL EUROPE</b>     |                 | <b>61</b>    | <b>128</b>   | <b>189</b>    |
| <b>TOTAL COMPAGNIE</b>  |                 | <b>61</b>    | <b>128</b>   | <b>189</b>    |
| <b>LUFTHANSA</b>        | EUROPE          |              |              |               |
|                         | DUSSELDORF      | 92           | 159          | 251           |
|                         | HAMBOURG        | 126          | 148          | 274           |
| <b>TOTAL EUROPE</b>     |                 | <b>218</b>   | <b>307</b>   | <b>525</b>    |
| <b>TOTAL COMPAGNIE</b>  |                 | <b>218</b>   | <b>307</b>   | <b>525</b>    |
| <b>LUXAIR</b>           | EUROPE          |              |              |               |
|                         | LUXEMBOURG      | 376          | 447          | 823           |
| <b>TOTAL EUROPE</b>     |                 | <b>376</b>   | <b>447</b>   | <b>823</b>    |
| NAT                     | SAINT ETIENNE   | 474          | 340          | 814           |
| <b>TOTAL NAT</b>        |                 | <b>474</b>   | <b>340</b>   | <b>814</b>    |
| <b>TOTAL COMPAGNIE</b>  |                 | <b>850</b>   | <b>787</b>   | <b>1 637</b>  |
| <b>MALMO AVIATION</b>   | EUROPE          |              |              |               |
|                         | COPENHAGUE      | 417          | 425          | 842           |
| <b>TOTAL EUROPE</b>     |                 | <b>417</b>   | <b>425</b>   | <b>842</b>    |
| <b>TOTAL COMPAGNIE</b>  |                 | <b>417</b>   | <b>425</b>   | <b>842</b>    |
| <b>NEW AXIS AIRWAYS</b> | NAT             |              |              |               |
|                         | BALE - MULHOUSE |              | 77           | 77            |

## SATAB

|                        |                 | ARRIVEE      | DEPART       | TOTAL        |
|------------------------|-----------------|--------------|--------------|--------------|
|                        |                 | Passager     | Passager     | GENERAL      |
|                        | BORDEAUX        | 132          |              | 132          |
|                        | PARIS CDG       |              | 76           | 76           |
| <b>TOTAL NAT</b>       |                 | <b>132</b>   | <b>153</b>   | <b>285</b>   |
| <b>TOTAL COMPAGNIE</b> |                 | <b>132</b>   | <b>153</b>   | <b>285</b>   |
| EUROPE                 | BLACKBUSHE      |              | 2            | 2            |
|                        | IBIZA           |              | 1            | 1            |
|                        | MILAN/MALPENSA  | 4            | 4            | 8            |
|                        | OLBIA           | 1            |              | 1            |
|                        | ROME            | 2            | 2            | 4            |
|                        | ZURICH          |              | 11           | 11           |
| <b>TOTAL EUROPE</b>    |                 | <b>7</b>     | <b>20</b>    | <b>27</b>    |
| INTER                  | BEYROUTH        |              | 3            | 3            |
|                        | BUCHAREST       | 1            |              | 1            |
|                        | MONASTIR        | 1            |              | 1            |
| <b>TOTAL INTER</b>     |                 | <b>2</b>     | <b>3</b>     | <b>5</b>     |
| NAT                    | AVIGNON         |              | 1            | 1            |
|                        | CANNES          |              | 1            | 1            |
|                        | LYON ST EXUPERY | 19           | 19           | 38           |
|                        | MARSEILLE       |              | 3            | 3            |
|                        | NANTES          | 33           | 33           | 66           |
|                        | NICE            | 5            |              | 5            |
|                        | PARIS LBG       | 4            | 5            | 9            |
|                        | TOULOUSE        | 6            | 6            | 12           |
| <b>TOTAL NAT</b>       |                 | <b>67</b>    | <b>68</b>    | <b>135</b>   |
| <b>TOTAL COMPAGNIE</b> |                 | <b>76</b>    | <b>91</b>    | <b>167</b>   |
| EUROPE                 | GOTEBORG        | 559          | 548          | 1 107        |
|                        | STOCKHOLM       | 439          | 427          | 866          |
| <b>TOTAL EUROPE</b>    |                 | <b>998</b>   | <b>975</b>   | <b>1 973</b> |
| <b>TOTAL COMPAGNIE</b> |                 | <b>998</b>   | <b>975</b>   | <b>1 973</b> |
| EUROPE                 | BRUXELLES       | 718          | 723          | 1 441        |
|                        | COPENHAGUE      | 330          | 334          | 664          |
| <b>TOTAL EUROPE</b>    |                 | <b>1 048</b> | <b>1 057</b> | <b>2 105</b> |
| NAT                    | NANTES          | 172          | 253          | 425          |
| <b>TOTAL NAT</b>       |                 | <b>172</b>   | <b>253</b>   | <b>425</b>   |
| <b>TOTAL COMPAGNIE</b> |                 | <b>1 220</b> | <b>1 310</b> | <b>2 530</b> |

SCANDINAVIAN  
AIRLINES SYSTEMSN BRUSSELLS  
AIRLINES

|                 |                  | ARRIVEE         | DEPART   | TOTAL   |         |
|-----------------|------------------|-----------------|----------|---------|---------|
|                 |                  | Passager        | Passager | GENERAL |         |
| VIKING AIRLINES | EUROPE           | LONDRES GATWICK | 547      | 619     | 1 166   |
|                 | TOTAL EUROPE     |                 | 547      | 619     | 1 166   |
|                 | TOTAL COMPAGNIE  |                 | 547      | 619     | 1 166   |
|                 | TOTAL COMMERCIAL |                 | 47 311   | 53 411  | 100 722 |

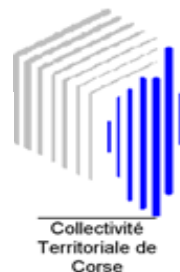
|                       |                 |                 |     |     |     |
|-----------------------|-----------------|-----------------|-----|-----|-----|
| PRIVES INTERNATIONAUX | INTER           | VILLE INTERNAT. | 307 | 307 | 614 |
|                       | TOTAL INTER     |                 | 307 | 307 | 614 |
|                       | TOTAL COMPAGNIE |                 | 307 | 307 | 614 |

|                  |                      |                 |     |     |       |
|------------------|----------------------|-----------------|-----|-----|-------|
| PRIVES NATIONAUX | NAT                  | VILLE NATIONALE | 310 | 310 | 620   |
|                  | TOTAL NAT            |                 | 310 | 310 | 620   |
|                  | TOTAL COMPAGNIE      |                 | 310 | 310 | 620   |
|                  | TOTAL NON COMMERCIAL |                 | 617 | 617 | 1 234 |

|               |  |        |        |         |
|---------------|--|--------|--------|---------|
| TOTAL GENERAL |  | 47 928 | 54 028 | 101 956 |
|---------------|--|--------|--------|---------|



# AEROPORT INTERNATIONAL DE BASTIA-PORETTA



## Passagers Commerciaux par ville


Du 01/09/2009 au 30/09/2009

|                      | ARRIVEE       | DEPART        | TOTAL         |
|----------------------|---------------|---------------|---------------|
|                      | Passager      | Passager      | GENERAL       |
| AJACCIO              | 100           |               | 100           |
| AVIGNON              |               | 1             | 1             |
| BALE - MULHOUSE      |               | 77            | 77            |
| BORDEAUX             | 323           | 394           | 717           |
| CANNES               |               | 1             | 1             |
| CLERMONT FD          | 122           | 126           | 248           |
| LE HAVRE             | 286           | 144           | 430           |
| LILLE                | 489           | 543           | 1 032         |
| LYON ST EXUPERY      | 3 300         | 3 503         | 6 803         |
| MARSEILLE            | 10 247        | 10 891        | 21 138        |
| METZ-NANCY           | 143           | 208           | 351           |
| NANTES               | 616           | 711           | 1 327         |
| NICE                 | 4 231         | 4 450         | 8 681         |
| PARIS CDG            | 3 893         | 4 435         | 8 328         |
| PARIS LBG            | 4             | 5             | 9             |
| PARIS ORLY           | 14 528        | 17 977        | 32 505        |
| PERPIGNAN            | 84            |               | 84            |
| RENNES               | 138           | 138           | 276           |
| SAINT ETIENNE        | 474           | 340           | 814           |
| STRASBOURG           | 17            | 52            | 69            |
| TOULOUSE             | 212           | 260           | 472           |
| <b>NATIONAL</b>      | <b>39 207</b> | <b>44 256</b> | <b>83 463</b> |
| BEYROUTH             |               | 3             | 3             |
| BUCHAREST            | 1             |               | 1             |
| MONASTIR             | 1             |               | 1             |
| <b>INTERNATIONAL</b> | <b>2</b>      | <b>3</b>      | <b>5</b>      |
| BERLIN SHONEFEL      | 490           | 536           | 1 026         |
| BLACKBUSHE           |               | 2             | 2             |
| BRISTOL              | 462           | 513           | 975           |
| BRUXELLES            | 718           | 723           | 1 441         |
| COLOGNE              | 1 209         | 1 334         | 2 543         |
| COPENHAGUE           | 747           | 759           | 1 506         |
| DUSSELDORF           | 92            | 159           | 251           |
| FRIEDRICHSHAFEN      | 61            | 128           | 189           |
| GENEVE               | 169           | 269           | 438           |
| GOTEBORG             | 559           | 548           | 1 107         |
| HAMBOURG             | 126           | 148           | 274           |
| IBIZA                |               | 1             | 1             |
| LONDRES GATWICK      | 1 421         | 1 763         | 3 184         |
| LUXEMBOURG           | 376           | 447           | 823           |
| MANCHESTER           | 486           | 574           | 1 060         |
| MILAN/MALPENSA       | 4             | 4             | 8             |
| OLBIA                | 1             |               | 1             |
| ROME                 | 2             | 2             | 4             |
| STOCKHOLM            | 439           | 427           | 866           |
| STUTTGART            | 562           | 804           | 1 366         |
| VIENNE               | 178           |               | 178           |
| ZURICH               |               | 11            | 11            |
| <b>EUROPEEN</b>      | <b>8 102</b>  | <b>9 152</b>  | <b>17 254</b> |

|                     | ARRIVEE  | DEPART   | TOTAL   |
|---------------------|----------|----------|---------|
|                     | Passager | Passager | GENERAL |
| TOTAL<br>COMMERCIAL | 47 311   | 53 411   | 100 722 |



# AEROPORT INTERNATIONAL DE BASTIA-PORETTA



## Passagers non Commerciaux par ville

Du 01/09/2009 au 30/09/2009

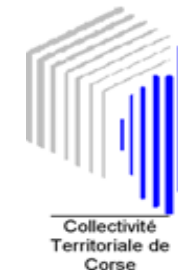
|                       |               | ARRIVEE    | DEPART     | TOTAL        |
|-----------------------|---------------|------------|------------|--------------|
|                       |               | Passager   | Passager   | GENERAL      |
| PRIVES                | INTERNATIONAL | 307        | 307        | 614          |
|                       | NATIONAL      | 310        | 310        | 620          |
| <b>TOTAL</b>          | <b>PRIVES</b> | <b>617</b> | <b>617</b> | <b>1 234</b> |
| TOTAL NON COMMERCIAUX | GENERAL       | 617        | 617        | 1 234        |

## COMMERCIAUX ET NON COMMERCIAUX

|                      | ARRIVEE       | DEPART        | TOTAL          |
|----------------------|---------------|---------------|----------------|
|                      | Passager      | Passager      | GENERAL        |
| COMMERCIAUX          | 47 311        | 53 411        | 100 722        |
| NON COMMERCIAUX      | 617           | 617           | 1 234          |
| <b>TOTAL GENERAL</b> | <b>47 928</b> | <b>54 028</b> | <b>101 956</b> |



# AÉROPORT INTERNATIONAL DE BASTIA-PORETTA



## TRAFIC MOUVEMENTS D'AVIONS

septembre 2009

|               | TRAFIC REGULIER |            |               | TRAFIC NON REGULIER |            |                 | TOTAL TRAFIC COMMERCIAL |              |               |
|---------------|-----------------|------------|---------------|---------------------|------------|-----------------|-------------------------|--------------|---------------|
|               | 2009            | 2008       | Variation     | 2009                | 2008       | Variation       | 2009                    | 2008         | Variation     |
| National      | 854             | 778        | 9,77 %        | 204                 | 205        | -0,49 %         | 1 058                   | 983          | 7,63 %        |
| International | 0               | 0          |               | 4                   | 5          | -20,00 %        | 4                       | 5            | -20,00 %      |
| Européen      | 102             | 94         | 8,51 %        | 81                  | 126        | -35,71 %        | 183                     | 220          | -16,82 %      |
| <b>Total</b>  | <b>956</b>      | <b>872</b> | <b>9,63 %</b> | <b>289</b>          | <b>336</b> | <b>-13,99 %</b> | <b>1 245</b>            | <b>1 208</b> | <b>3,06 %</b> |

Cumul

|               | 2009         | 2008         | Variation      | 2009         | 2008         | Variation       | 2009          | 2008          | Variation     |
|---------------|--------------|--------------|----------------|--------------|--------------|-----------------|---------------|---------------|---------------|
| National      | 7 757        | 6 968        | 11,32 %        | 1 682        | 1 908        | -11,84 %        | 9 439         | 8 876         | 6,34 %        |
| International | 0            | 3            | -100,00 %      | 54           | 92           | -41,30 %        | 54            | 95            | -43,16 %      |
| Européen      | 561          | 539          | 4,08 %         | 540          | 822          | -34,31 %        | 1 101         | 1 361         | -19,10 %      |
| <b>Total</b>  | <b>8 318</b> | <b>7 510</b> | <b>10,76 %</b> | <b>2 276</b> | <b>2 822</b> | <b>-19,35 %</b> | <b>10 594</b> | <b>10 332</b> | <b>2,54 %</b> |

### Principales Compagnies (Trafic régulier)

septembre 2009

|                    | 2009 | 2008 | Variation |
|--------------------|------|------|-----------|
| CCM Airlines       | 602  | 646  | -6,81 %   |
| Air France         | 156  | 132  | 18,18 %   |
| Easyjet            | 130  | 8    | 1525,00 % |
| Germanwings        | 38   | 34   | 11,76 %   |
| Lufthansa          | 16   | 16   | 0,00 %    |
| Intersky Luftfahrt | 8    | 8    | 0,00 %    |
| Luxair             | 4    | 8    | -50,00 %  |

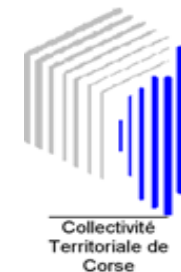
### Principales Compagnies

Cumul

|                | 2009  | 2008  | Variation |
|----------------|-------|-------|-----------|
| CCM Airlines   | 5 658 | 5 776 | -2,04 %   |
| Air France     | 1 471 | 1 281 | 14,83 %   |
| Europe Airpost | 962   | 968   | -0,62 %   |
| Easyjet        | 954   | 44    | 2068,18 % |



# AEROPORT INTERNATIONAL DE BASTIA-PORETTA



## TRAFIC FRET ET POSTE (en tonnes)

### TRAFIC FRET

### TRAFIC POSTE

septembre 2009

septembre 2009

|                      | 2009          | 2008           | %               |
|----------------------|---------------|----------------|-----------------|
| <b>National</b>      | 90,982        | 115,188        | <b>-21,01 %</b> |
| <b>International</b> | 0,000         | 0,000          |                 |
| <b>Européen</b>      | 0,000         | 0,000          |                 |
| <b>Total</b>         | <b>90,982</b> | <b>115,188</b> | <b>-21,01 %</b> |

|                      | 2009           | 2008           | %              |
|----------------------|----------------|----------------|----------------|
| <b>National</b>      | 499,530        | 434,843        | <b>14,88 %</b> |
| <b>International</b> | 0,000          | 0,000          |                |
| <b>Européen</b>      | 0,000          | 0,000          |                |
| <b>Total</b>         | <b>499,530</b> | <b>434,843</b> | <b>14,88 %</b> |

Cumul

Cumul

|                      | 2009           | 2008           | %                |
|----------------------|----------------|----------------|------------------|
| <b>National</b>      | 756,214        | 966,171        | <b>-21,73 %</b>  |
| <b>International</b> | 0,000          | 0,000          |                  |
| <b>Européen</b>      | 0,000          | 0,021          | <b>-100,00 %</b> |
| <b>Total</b>         | <b>756,214</b> | <b>966,192</b> | <b>-21,73 %</b>  |

|                      | 2009            | 2008            | %             |
|----------------------|-----------------|-----------------|---------------|
| <b>National</b>      | 3972,761        | 3946,595        | <b>0,66 %</b> |
| <b>International</b> | 0,000           | 0,000           |               |
| <b>Européen</b>      | 0,000           | 0,000           |               |
| <b>Total</b>         | <b>3972,761</b> | <b>3946,595</b> | <b>0,66 %</b> |